




**Summer of Possibilities**

# Playing with Water





# Summer Activities for Families



Play and learn this summer with PBS KIDS! Get started with the hands-on activity collections below or visit [pbskids.org](http://pbskids.org), the PBS KIDS Video app, and the PBS KIDS Games app for more ideas and fun. Remember to follow @PBSKIDS for great summertime activities for the whole family.

## EXPLORE

SUMMER COLLECTIONS

## PLAY & LEARN


FREE ACTIVITIES ON [pbskidsforparents.org/summer](http://pbskidsforparents.org/summer)

## CELEBRATE WITH FAMILY NIGHT

FRIDAYS ON THE PBS KIDS 24/7 CHANNEL AND VIDEO APP



### Observing Nature



You and your child can try a scavenger hunt, go on a weather walk, or read and play with this nature-themed playlist and activity collection. What's the biggest tree you can find?

Tally Ho! Nature Cat, Hal, Daisy, and Squeeks are hitting the trails to learn about birds, bugs, and...strawberries? Tune in for a sweet NATURE CAT marathon June 4.

### Making Family Traditions

Does your family have a favorite tradition? Get inspired to create your own with this collection of crafts, music, and story clips.

Join Molly, Tooeey, and Trini for a night of adventure as they explore family stories, Alaska Native traditions, and the great outdoors in MOLLY OF DENALI. Tune in on June 11.

### Sharing Your Creativity through Art

Spark creativity with games from SCRIBBLES AND INK! This special collection of resources is designed to get you and your child singing, dancing, drawing, and laughing.

It's a pinka-party and your family is invited to paint, draw, and dance with PINKALICIOUS & PETERRIFIC! Join the fun on June 18.

### Being a Good Friend and Neighbor

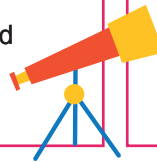


What makes family and friends special? There are lots of things kids can do to celebrate neighbors and friends. This collection will help them learn about their role in the community.

There's a new neighborhood at PBS KIDS! It's the world of DONKEY HODIE from the makers of DANIEL TIGER'S NEIGHBORHOOD. Tune in June 25 to see how Donkey Hodie and her pals use teamwork and laughter to accomplish amazing things.

### Exploring Space at Home

Build a rocket ship, go stargazing, or imagine life on another planet with this collection of space-themed games, activities, and an out-of-this-world playlist.



Jet Propulsion is the kid next door AND an alien! Join him - along with his family and friends - as they explore the far reaches of outer space in two specials from READY JET GO! on July 2.



[pbskidsforparents.org/summer](http://pbskidsforparents.org/summer)



# Summer Activities for Families



## EXPLORE

SUMMER COLLECTIONS

## PLAY & LEARN

FREE ACTIVITIES ON [pbskidsforparents.org/summer](https://pbskidsforparents.org/summer)

## CELEBRATE WITH FAMILY NIGHT

FRIDAYS ON THE PBS KIDS 24/7 CHANNEL AND [VIDEO APP](#)

### Playing with Water

Whether it's frozen or melted, water is a wonderful way to inspire your child's curiosity. Find playful activities in this water-themed collection.



### Investigating Animals

Crawl like an ant, jump like a frog, and gallop like a horse! Inspire young learners to sing, play, and laugh with this special collection of animal-themed resources.



### Reading and Sharing Stories

Words can take your child anywhere. Use the activities in this collection to help them build literacy skills and create and share family stories.

Get ready to travel through time with XAVIER RIDDLE AND THE SECRET MUSEUM! The fun starts on July 23 when Xavier, Yadina, and Brad meet real-life storytellers Mark Twain, Zora Neale Hurston, and Maya Angelou.

### Creating Daily Routines for Kids

It's always a good time to brush up on everyday routines with your child like greeting friends, picking up toys, and getting ready for bed. This collection is filled with tips and ideas!




It's scary and exciting to do something for the first time. Pick up tips, songs, and strategies from Daniel as he explores new things during the DANIEL TIGER'S NEIGHBORHOOD marathon on July 30.

### Going Back to School

Preparing for a new school year can stir up lots of emotions for your child. Use the activities in this collection to plan ahead and practice first day routines together.

"That is so interesting!" Everyone wonders about the world, including Elinor from ELINOR WONDERS WHY. She's curious just like your child! Join her on August 6 as she learns to ask questions and solve puzzles.



[pbskidsforparents.org/summer](https://pbskidsforparents.org/summer)



# Ice Cubes and Water: Now and Later

Name \_\_\_\_\_

### Instructions:

1. Fill one plastic, clear cup with water and a second plastic, clear cup with ice.
2. Find a piece of chalk, a pencil, and take the two cups and this paper and go outside.
3. Pour a small amount of water on the ground. Outline the water puddle with chalk. In the first column, draw what you notice about the water.
4. Next, place one of your ice cubes on the ground and outline it with chalk. Leave one ice cube in a clear cup. After 30-minutes, in the second column, draw what you observe about the ice.
5. When another 30-minutes pass, write or draw a question you are interested in.

### During my investigation I noticed this about the water...

When I first poured the water on the ground, the water looked like this...

After 30-minutes, the water I poured looked like this...

### I observed this about the ice...

When I first placed the ice on the ground, the ice looked like this...

After 30-minutes, the ice looked like this..

**What do you notice about how liquid water changed?** \_\_\_\_\_  
\_\_\_\_\_  
\_\_\_\_\_

**What do you notice about how solid water (ice) changed?** \_\_\_\_\_  
\_\_\_\_\_  
\_\_\_\_\_

**A question I still wonder about is...** \_\_\_\_\_  
\_\_\_\_\_

**I made the connection in my mind when I observed the water and ice that...** \_\_\_\_\_  
\_\_\_\_\_

Find more games and activities at [pbskidsforparents.org](http://pbskidsforparents.org)

Sponsored by:

**ABCmouse.com**

WIND DANCER FILMS



The contents of this document were developed under a cooperative agreement (PR/Award No. U295A150003, CFDA No. 84.295A) from the U.S. Department of Education. However, these contents do not necessarily represent the policy of the Department of Education, and you should not assume endorsement by the Federal Government. © 2021 Jet Propulsion, LLC. Ready Jet Go! and the Ready Jet Go! logo are registered trademarks of Jet Propulsion, LLC. The PBS KIDS logo and PBS KIDS © PBS. Used with permission. Corporate Funding is provided by ABCmouse.com. Made available by the Corporation for Public Broadcasting, a private corporation funded by the American people.



Name \_\_\_\_\_



# Create a Family Water Conservation Plan

**Big Idea:** Water is an important natural resource. We need clean water for drinking, washing our hands, and growing food. We can help to make sure there is enough water for everyone by conserving water, which means using less every day.

**Explore:** Think of all the times that you use water at home each day. Starting when you wake up in the morning, go through your normal routine. Every time you think of an activity that uses water, write it in the chart below.

**TIP:** Don't forget "hidden water" activities like washing clothes, flushing the toilet, or using a dishwasher. These appliances can use a lot of water.

Fill in the chart below with all the activities that you can think of.

Morning	
Afternoon	
Evening	

Find more games and activities at [pbskidsforparents.org](http://pbskidsforparents.org)












Name \_\_\_\_\_

## Create a Family Water Conservation Plan

### Record:

1. Read the water-saving tips chart below.
2. Together as a family, pick at least three ways that you can try to save water at home. Circle these tips in the chart below.
3. On the Water-Saving Plan page, write your three water-saving tips, and add one of your own!
4. Decorate the plan and put it up in a place where everyone in your family can see it. It will remind you to follow your plan every day to conserve water.

<p>Turn off the water while you brush your teeth.</p> 	<p>Choose fewer games and art activities that use a lot of water.</p> 	<p>Don't use the toilet as a trash can. Every time you flush you use a lot of water!</p> 
<p>Wash your dishes in a bowl or bucket of soapy water instead of running the water in the sink.</p> 	<p>Take a shower instead of a bath. Use a timer to keep your shower short.</p> 	<p>Have special glasses or water bottles for each family member to use all day long, instead of getting new cups for every drink of water.</p> 
<p>Only run your dishwasher or laundry machine when you have a full load to do.</p> 	<p>Put a bucket outside to catch water when it rains. Use this to water plants later.</p> 	<p>Make sure that you turn off the sink completely when you are done using it so that water doesn't drip.</p> 

**Reflect:** If 1 tip that you use can save you 2 gallons of water a day, how much water would you save in a day by using 2 tips?

How much water would you save in a day by using 3 tips?

How much water would you save in a week, using 2 tips a day?

How could you share some of these water saving tips at school or in other places in your community?

Find more games and activities at [pbskidsforparents.org](http://pbskidsforparents.org)

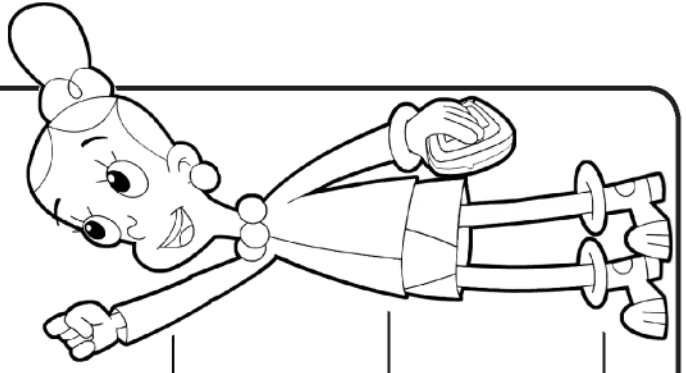
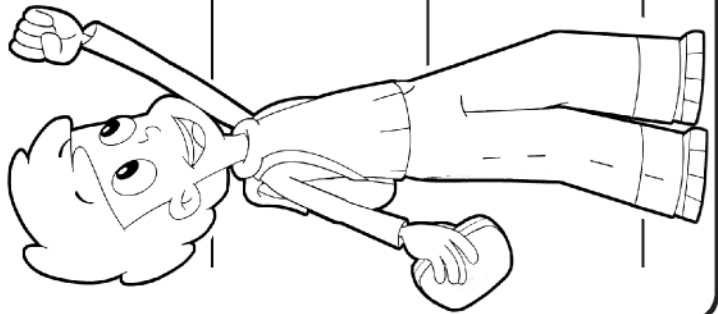
Funded by:



Name \_\_\_\_\_

# Our Family Water-Saving Plan

We plan to save water at home by...



Cyberchase is a production of THIRTEEN Productions LLC in association with WNET. © THIRTEEN Productions LLC. All rights reserved.  
Funding for Cyberchase is provided by The JPB Foundation, the Heising-Simons Foundation and Ernst & Young LLP.  
ACYBERCHASE es una producción de THIRTEEN Productions LLC para WNET. © THIRTEEN Productions LLC. Todos los derechos reservados.  
Cyberchase está financiado por The JPB Foundation, Heising-Simons Foundation y Ernst & Young LLP.  
Lynne y Marc Bentloff, Tiger Baron Foundation, Shalaja y Umesh Nagarokatte y Ellen Marcus proporcionan fondos adicionales.

Funded by:  
The JPB Foundation  
HEISING-SIMONS FOUNDATION  
EY



# Rainbow Popsicle

## Time:

You'll need at least four hours to make and freeze the popsicles, but Ruff promises it's worth it!

## Explore:

kitchen chemistry, material properties, inquiry process (predict, document, test, reflect)

## Materials:

- Recipe printout
- 4 popsicle molds (Don't have any popsicle molds? Try using paper or plastic cups, or empty yogurt containers.)
- 4 popsicle sticks (if making your own molds)
- Blender
- Spoon
- 1/3 cup watermelons, deseeded
- 1/3 cup oranges
- 1/3 cup pineapples
- 1/3 cup kiwi
- 1/3 cup blueberries

Note: To save time, you may want to pre-cut the ingredients. If you don't have a blender, use five different colored fruit juices instead.

**Kid Description:** Grab a grown-up to make a rainbow popsicle. This recipe is pretty cool!


This recipe makes four popsicles.

## Predict

- ★ Brainstorm and discuss what freezing means.
  - Ask: How do you freeze something?
  - Ask: How do you know when something is frozen?
  - Ask: What is a solid? What is a liquid?
  - Explain: Solids are hard things that don't move easily. Liquids are wet and move around very easily. When ice melts, it turns into water, which is a liquid. When water freezes, it turns back into ice, which is a solid.

- ★ Explain what you're going to make, and how you'll make it.

- Explain: We're going to make rainbow popsicles today by freezing liquids. We're going to start off with five different fruits. First, we'll blend the solid fruits into liquid fruit juice. We'll freeze each fruit in its own layer in a popsicle mold. The popsicle will look like a rainbow made of five different layers of frozen fruits.



Find more games and activities at [pbskidsforparents.org](http://pbskidsforparents.org)




Funding for The Ruff Ruffman Show is provided by the Corporation for Public Broadcasting and the Department of Education. The contents of this document were developed under a cooperative agreement #PRU295A150003, from the U.S. Department of Education. However, these contents do not necessarily represent the policy of the Department of Education, and you should not assume endorsement by the Federal Government. Made available by the Corporation for Public Broadcasting, a private corporation funded by the American people. TM/© 2017 WGBH Educational Foundation. PBS KIDS® and the PBS KIDS® Logo are registered trademarks of PBS. Used with permission.

## Prepare

- ★ Make sure kids wash their hands!
- ★ Have kids follow along with the recipe on the printout. If there are multiple kids, help them take turns measuring each ingredient.
  - **Explain:** This is the recipe. A recipe tells us all of the ingredients we need and the instructions to make something. Follow along and check off each ingredient as we add it to the popsicle mold to make sure we don't miss anything!
- ★ Kids can put the ingredients in the blender, and an adult can operate the blender. Adults should cut up all ingredients. Kids can choose whichever order they would like to combine the fruits in their popsicle mold, or they can follow the order on the recipe to create a true "rainbow" popsicle.

Note: If you are using fruit juice instead of fruit, omit the blender step.

  - **Ask:** What happens to the fruit when you put it in a blender? Is it a solid or a liquid now?
  - **Ask:** What will happen to the fruit when you put it in the freezer?



- ★ Introduce the ingredients you'll use.
  - **Ask:** Are these fruits solids or liquids?
  - **Ask:** What will happen when we put the fruits in the blender?
- ★ On the printout, write down the kid's predictions about how long it will take for each layer of the popsicle to freeze.
  - **Ask:** Based on our investigation of the ingredients, how long do you think it will take for each layer to freeze? I'll document your prediction by writing it on the printout.
  - **Ask:** Do you think each layer will take the same amount of time or different amounts?



## The Recipe

(Repeat for each fruit layer)

1. Add one fruit to blender.
  2. Pulse until blended.
  3. Add 1-2 tablespoons of fruit to each popsicle mold.
  4. Put in freezer until frozen.
- **Note:** The first two layers each should take about one hour to freeze. The last three layers should each take about 40 minutes to freeze.
  - If making your own popsicle molds, insert the popsicle sticks after the second layer is frozen. The sticks should be able to stand straight up.



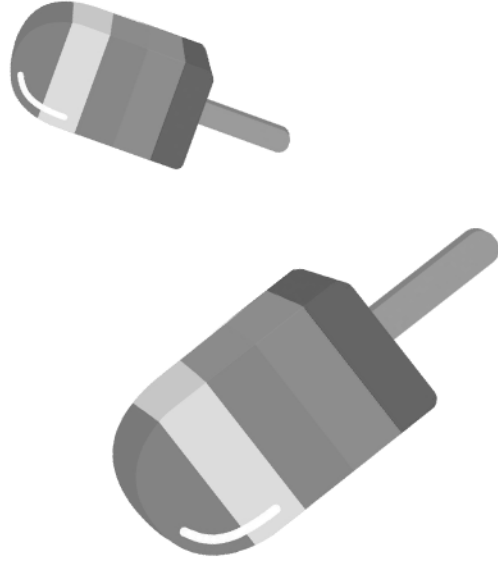
- ★ Have kids check the first layer after every 15 minutes to see how long it takes to freeze. Document the time it takes to make each layer on their recipe printout.
  - **Ask:** How long did it take for the popsicle layer to freeze? Document it on your printout.

Find more games and activities at [pbskidsforparents.org](https://pbskidsforparents.org)




## Test

- ★ Take the popsicles out of the freezer.
  - Ask: Can you see each of the ingredients now?
  - Ask: How does the popsicle look different from when the ingredients were first cut up?
  - Ask: Did each layer take the same time to freeze? Why or why not?
- ★ Time to eat!
  - Ask: What does the popsicle taste like?
  - Ask: Which fruits can you taste?



## Reflect

- Ask: What made the ingredients change into a popsicle?
- Ask: What would happen if you put the ingredients in the freezer for less time? What about more time?
- Ask: What would happen if you heated the ingredients?



## Next:

Now try making the **chocolate mug cake recipe** to see what happens when you heat ingredients!

Find more games and activities at [pbskidsforparents.org](https://pbskidsforparents.org)

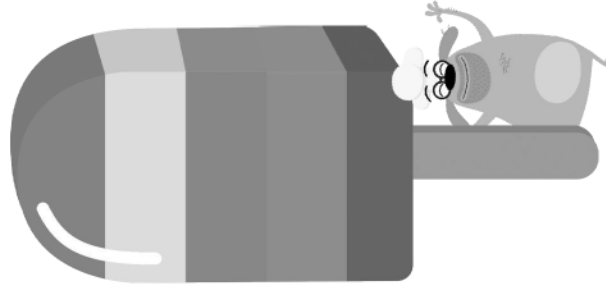


# Recipe

# Rainbow Popsicle

Predict how long it will take for each popsicle layer to freeze.  
Observe what happens and document how long it took for each layer to freeze.

Layer	Prediction	Result
Fruit:		
Fruit:		
Fruit:		
Fruit:		
Fruit:		



## Make it

### Ingredients

- 1/3 cup watermelon
- 1/3 cup orange
- 1/3 cup pineapple
- 1/3 cup kiwi
- 1/3 cup blueberry

### Recipe

Repeat for each fruit layer.

1. Add one fruit to blender.
2. Pulse until blended.
3. Add 1-2 tablespoons of fruit to each popsicle mold.
4. Put in freezer until frozen.

Find more games and activities at [pbskidsforparents.org](http://pbskidsforparents.org)




Funding for The Ruff Ruffman Show is provided by the Corporation for Public Broadcasting and the Department of Education. The contents of this document were developed under a cooperative agreement #PRU295A150003, from the U.S. Department of Education. However, these contents do not necessarily represent the policy of the Department of Education, and you should not assume endorsement by the Federal Government. Made available by the Corporation for Public Broadcasting, a private corporation funded by the American people. TM/© 2017 WGBH Educational Foundation. PBS KIDS® and the PBS KIDS® Logo are registered trademarks of PBS. Used with permission.



# Playing With Water


Water can be found in three different states: liquid, solid, and gas. Cut out the playing cards and flip the cards face down. Then, choose a card and answer the question. Continue until all cards are drawn.



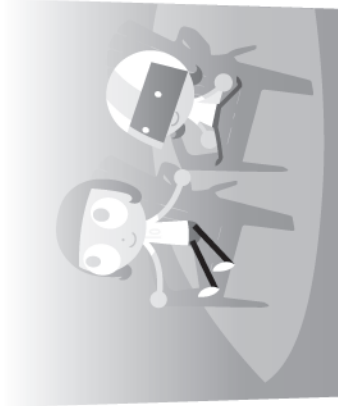
**Dee is getting ready to ice skate. What kind of water can Dee ice skate on?**



**Del has gone for a swim. What kind of water does he swim in?**



**Del has a new pet fish. What kind of water is his fish swimming in?**



**Dot and Dee watch the fog roll across the water. What kind of water is fog?**



**Dot is waiting for her steamy soup to cool down before she can eat it. What kind of water is steam?**



**Dot and Del are playing in the snow. What kind of water is snow?**





# Water Play Cards

Water can be found in three different states: liquid, solid, and gas. Cut out the playing cards and flip the cards face down. Then, with a partner, take turns choosing two cards — looking for pairs. If you find a pair, go again. If you do not find a pair, flip the cards over in the same space and the next person will take a turn.



Liquid




Solid



Gas



Liquid



Rain

Solid



Ice

Gas



Fog

Liquid



Pond

Solid




Snow

Gas



Steam

Liquid



Rain

Solid



Ice

Gas



Fog

Liquid



Pond

Solid



Snow

Gas



Steam



PBS KIDS and the PBS KIDS Logo are registered trademarks of PBS. Used with permission. The contents of this page were developed under a grant from the Department of Education. However, those contents do not necessarily represent the policy of the Department of Education, and you should not assume endorsement by the Federal Government. The project is funded by a Ready To Learn grant (PR/AWARD No. U295A150003, CFDA No. 84.295A) provided by the Department of Education to the Corporation for Public Broadcasting. Made available by the Corporation for Public Broadcasting, a private corporation funded by the American people.

Find more games and activities at [pbskidsforparents.org](http://pbskidsforparents.org)



# Learn at Home with PBS KIDS

**Schedule Begins May 3, 2021**

Explore reading, math, science, life lessons, and more on the PBS KIDS 24/7 channel and live stream! The TV schedule below offers you and your child a chance to learn anytime alongside your friends from PBS KIDS.

TIME (M-F)	SHOW	GRADE	LEARNING GOALS
6/5c am	The Cat in the Hat Knows a Lot About That!	PK-1	Science & Engineering
6:30/5:30c am	Ready Jet Go!	K-2	Science & Engineering
7/6c am	Peg + Cat	PK-K	Math
7:30/6:30c am	Super WHY!	PK-K	Literacy
8/7c am	Daniel Tiger's Neighborhood	PK-K	Social & Emotional Learning
8:30/7:30c am	Daniel Tiger's Neighborhood	PK-K	Social & Emotional Learning
9/8c am	Sesame Street	PK-K	Literacy, Math, Social & Emotional Learning
9:30/8:30c am	Elinor Wonders Why	PK-K	Science & Engineering
10/9c am	Clifford the Big Red Dog	PK-K	Social & Emotional Learning, Literacy
10:30/9:30c am	Dinosaur Train	PK-K	Science
11/10c am	Let's Go Luna!	K-2	Social Studies
11:30/10:30c am	Nature Cat	K-3	Science
12 pm/11c am	Nature Cat	K-3	Science
12:30 pm/11:30c am	Xavier Riddle and the Secret Museum	K-2	Social & Emotional Learning
1/12c pm	Molly of Denali	K-2	Literacy
1:30/12:30c pm	Hero Elementary	K-2	Science & Engineering
2/1c pm	Cyberchase	1-5	Math & Science
2:30/1:30c pm	Pinkalicious & Peterrific	PK-1	The Arts
3/2c pm	Pinkalicious & Peterrific	PK-1	The Arts
3:30/2:30c pm	Elinor Wonders Why	PK-K	Science & Engineering
4/3c pm	Donkey Hodie	PK-K	Social & Emotional Learning
4:30/3:30c pm	Curious George	PK-K	Math, Science & Engineering
5/4c pm	Curious George	PK-K	Math, Science & Engineering
5:30/4:30c pm	Xavier Riddle and the Secret Museum	K-2	Social & Emotional Learning
6/5c pm	Molly of Denali	K-2	Literacy
6:30/5:30c pm	Hero Elementary	K-2	Science & Engineering

**Access FREE, at-home learning activities, tips, and more on [pbskidsforparents.org](https://pbskidsforparents.org)**



# Learn at Home with PBS KIDS

Play and learn anytime and anywhere with free apps from PBS KIDS! Use the chart below to find the app that aligns to your child's grade, learning goal, and favorite PBS KIDS show - then download it on your on your mobile or tablet device to play online, offline, or anytime.


## Apps for Social & Emotional Learning

Daniel Tiger for Parents	PK-K	Social & Emotional Learning
PBS KIDS Games app	K-2	Multiple Learning Goals
PBS KIDS Video app	K-2	Multiple Learning Goals




## Apps for Literacy Learning

Dinosaur Train A to Z	PK-K	Literacy, Science
Molly of Denali	K-2	Literacy
PBS KIDS Games app	K-2	Multiple Learning Goals
PBS KIDS Video app	K-2	Multiple Learning Goals



## Apps for STEM Learning (Science, Technology, Engineering & Math)

PBS Parents Play & Learn	PK-K	Literacy, Math	Ready Jet Go! Space Explorer	K-2	Science
Play & Learn Engineering	PK-K	Science and Engineering	Ready Jet Go! Space Scouts	K-2	Science and Engineering
Play & Learn Science	PK-K	Science	Nature Cat's Great Outdoors	K-3	Science
Splash and Bubbles for Parents	PK-K	Science	PBS KIDS ScratchJr	1-2	Coding
Splash and Bubbles Ocean Adventure	PK-K	Science	Outdoor Family Fun with Plum	1-3	Science and Engineering
The Cat in the Hat Builds That!	PK-K	Science and Engineering	Cyberchase Shape Quest	1-5	Math, Science
The Cat in the Hat Invents	PK-K	Science and Engineering	PBS KIDS Games app	K-2	Multiple Learning Goals
Jet's Bot Builder: Robot Games	K-2	Science and Engineering	PBS KIDS Video app	K-2	Multiple Learning Goals
Photo Stuff with Ruff	K-2	Science			



[pbskids.org/apps](https://pbskids.org/apps)

