



# MAKIN' TRACKS WITH PLAY DOUGH!




## DIFFICULTY: EASY

When you walk in wet sand, snow or mud, you leave behind a footprint. Animals do, too! We call those prints, "tracks." Next time you're exploring, look for tracks on the ground!

You can also make your own tracks to compare with friends, your pet, or one of the Nature Cat gang! Using play dough, make YOUR nature tracks to create an artistic masterpiece!



## MATERIALS

-  Play dough
-  Rolling pin
-  Washable paint and paintbrush (optional)



## CAPTURE YOUR TRACKS

- 1** Make two balls with your dough.
- 2** Roll out each dough ball on a flat surface until it is a little bit bigger than your foot.
- 3** Ready? Press your hand into one piece of the dough.
- 4** Now repeat with a foot (or a patient pet.)
- 5** Let it dry and add some color with paint!



[pbskids.org/naturecat](http://pbskids.org/naturecat)



# Nature CAT

## MAKIN' TRACKS WITH CRAYONS!






### DIFFICULTY: EASY

When you walk in wet sand, snow or mud, you leave behind a footprint. Animals do, too! We call those prints, "tracks." Next time you're exploring, look for tracks on the ground!

You can also make your own tracks to compare with friends, your pet, or one of the Nature Cat gang! Using crayons or markers, make YOUR nature tracks to create an artistic masterpiece!



## MATERIALS

-  Crayons or markers
-  Colored paper pieces
-  Poster board (if you want to make a collage of tracks!)
-  Safety scissors
-  Tape or glue



## CAPTURE YOUR TRACKS

- 1** Hold your hand very still and ask a friend or an adult to trace your hand with the crayon.
- 2** Switch places!
- 3** Now trace your foot.
- 4** Color in your tracks however you like!
- 5** Add Nature Cat, Squeeks, Hal and Daisy's footprints to your masterpiece!



[pbskids.org/naturecat](http://pbskids.org/naturecat)



# MAKIN' TRACKS WITH PAINT!




## DIFFICULTY: EASY

When you walk in wet sand, snow or mud, you leave behind a footprint. Animals do, too! We call those prints, "tracks." Next time you're exploring, look for tracks on the ground!

You can also make your own tracks to compare with friends, your pet, or one of the Nature Cat gang! Using paint, make YOUR nature tracks to create an artistic masterpiece!



## MATERIALS

-  Non-toxic, washable paint (e.g. washable finger paint)
-  Shallow containers
-  Colored paper pieces, or roll of paper (if you want to make a path of tracks)



## CAPTURE YOUR TRACKS

- 1** Lay your paper on a flat surface on the ground and place something, such as a rock, on each of the four corners.
- 2** Dip your feet into the paint and walk, skip or hop across the paper.
- 3** Wash off your feet!
- 4** Add your handprints to the paper. Be creative!
- 5** Invite a friend to join you!



[pbskids.org/naturecat](http://pbskids.org/naturecat)