



Playmaker



1 Choose a Story

Choose a story that you'd like to act out. You can print out the script for D.W. Gets Her Library Card, use a story you already know (like from a fairy tale), or make up a play of your own.

If you make up a play, try to give it a beginning, a middle and an end. Make up what everyone will say, and what everyone will do when they're on stage.

2 Decide Who's Who

Talk with your friends to decide who is going to play each character. Remember that every role is an important one. (It sounds corny, but it's true.)

Don't forget that you can play more than one person as long as you find a way to let the audience know which character you are. Masks are a great way to do this. You can switch masks to switch characters.

3 Plan It

Decide if the actors will be on stage for the whole play, or if they will come and go. Decide where people should enter and exit.

If there are lots of people on stage at once, try to scatter them throughout the space instead of bunching them into one spot. People can come into the main stage area when they're talking.

Remember: Never turn your back to the audience!

4 Practice! Practice!

Practice the play a few times before anyone sees it. That's called "rehearsing." The more you practice, the better it will be.

You can try to memorize your lines, or you can carry the script with you when you do the play. If you read your lines from the script, remember to look up from the page when you speak.

5 Find Costumes

Decide how to make the actors look like the characters they are playing. Look for clothing you think the characters would wear, or make masks to wear with your everyday clothes.

6 Find Props

Props are the objects you use in a play to make it seem more real. You can use real objects (like a book or a pencil), or you can create an object using just movement!

Sometimes you can use one thing and pretend it is something else. For example, a broom held upside down between your knees makes a great horse.

Be sure to ask an adult before borrowing things from around the house!

7 Get Ready

Create your own theater at home. Set up chairs for everyone who is coming. Check out the Props area for some cool things to print, like tickets and a poster you can use to tell people about your play.

8 Enjoy the Big Night

Are you a little bit nervous? Yes? That's great, trust me! Now...are you ready to have some fun?!

Actors NEVER say, "Good luck!" before they go on stage. Instead, they say, "Break a leg!" Don't ask me why. Actors are weird.

And now it's SHOWTIME!

9 Take a Bow

Don't forget to take a bow when your play is over! Line up, hold hands, and bow together. It'll be funny if you run off stage together while your audience is clapping, and then run back on to take another bow. That's what grown-ups do in the theater. Go figure.

Proud sponsor of ARTHUR

Funded by

pbskids.org/arthur

ABCmouse.com



© 2018 WGBH Educational Foundation. All rights reserved. All characters and underlying materials (including artwork) copyright Marc Brown. "Arthur" and "D.W." and all of the ARTHUR characters are trademarks of Marc Brown. All third party trademarks are the property of their respective owners. Used with permissions.



Script

D.W. Gets Her Library Card

by Peter Hirsch

Characters:

Arthur, Binky, Buster, D.W., Francine, Timmy Tibble, Tommy Tibble, Ms. Turner

Setting:

This play takes place in the Reading Room of a library.

(**Francine**, **Binky**, and **Buster** are reading. **D.W.** walks into the library and goes right to a table on which a Big Book is placed. **Arthur** follows her.)

D.W.

Arthur, look!

It's my favorite book!

It's big and it's pretty and it's all about frogs!

Will you read it to me?

Please, please, please, please, please?

Arthur

No, D.W. That's a baby book.

I only read books for big kids.

D.W.

Then will you check it out for me with your library card?

Arthur

Are you kidding?!

Do you know what would happen if my friends found out I checked out a baby book?

D.W.

What?

Arthur

This!

(He points to **Francine**, **Binky**, and **Buster**, who go to the center of the room.)



Script



Francine

Hey guys!

Arthur checked out a baby book on frogs!

Buster

I guess that makes him a baby!

Binky

Yeah. Or maybe even a baby frog! A tadpole!!

Buster, Binky, and Francine

HA! HA! HA! HA! HA! HA! HA!

(Buster, Binky, and Francine freeze.)

Arthur

That's what would happen!

Sorry, D.W., I can't do it.

Now let me read in peace.

(Arthur picks up a book and starts reading. Buster, Binky, and Francine go back to their seats. D.W. puts the book back on the table.)

D.W.

I wish I had my own library card.

Then I could take out that book all by myself and have Mom or Dad read it to me at home.

(Tommy and Timmy Tibble enter the Reading Room. Each holds a library card.)

Timmy Tibble

Let's take out a book on snakes with our library cards!

Tommy Tibble

No! Spiders!

Timmy Tibble

Snakes!

Tommy Tibble

Spiders!



Script



D.W.

Tommy and Timmy Tibble, you have your own library cards?

How did you get them?

Tommy Tibble

Should we tell her?

Timmy Tibble

No way! If she gets her own card, she'll take out every book in the library and then there will be none left for us!

(Tommy and Timmy hide behind a table.)

D.W.

I'll ask Francine how to get my own library card.

(D.W. goes to Francine, who's now watching a video screen.)

Francine

Hi, D.W.!

I'm watching a video about Babe Ruth!

D.W.

You can watch videos in the library?

Francine

Sure you can!

Look! He just hit a home run!

Listen to the fans going wild!

All Kids (except D.W. and Arthur)

HOORAY!!!

Arthur

Shh! Keep it down!

I'm trying to read!

Francine

I love baseball!

I'm going to practice my batting right now!

(Francine leaves. D.W. goes up to Binky, who is wearing headphones and humming.)



Script



Binky

Hi, D.W.!

This is a great jazz CD!

D.W.

Wow! You can listen to music in the library, too?

Binky

What?

D.W. (Louder.)

I said, "You can listen to music in the library, too?"

Binky

I can't hear you!

I'm listening to music!

(D.W. goes over to Buster, who is snoring loudly.)

D.W.

Hey, Buster.

Buster!

(Buster wakes up and quickly picks up a book.)

Buster

I wasn't asleep!

I was studying!

Oh, it's only you, D.W.

D.W.

How do I get my own library card?

Buster

Oh, just ask... just ask...

(**Buster** falls asleep again before he can finish his sentence.)

D.W.

Just ask WHO???

Buster

(LOUD SNORE)



Script



D.W.

Will someone please help me get my own library card!!!

(**Ms. Turner** comes up to D.W.)

Ms. Turner

I'll help you, D.W.

I'm Ms. Turner and I work at the library.

All you have to do is sign your name on this sheet of paper.

D.W.

Sign my name?

But I can't do that!

I've never done it before!

Ms. Turner

Try it.

I bet you can do it.

(**Tommy** and **Timmy Tibble** pop their heads up from behind the desk.)

Tommy and Timmy Tibble

We bet she can't do it!

(**Ms. Turner** hands D.W. the pencil.)

D.W.

I'm scared!

What if I forget my name?

Oh, no!

I did forget my name!

WHAT'S MY NAME?!

All Kids (except D.W. and Arthur)

D.W.!

Arthur

Shh! Keep it down!

I'm trying to read!

(**D.W.** writes her name on a sheet of paper. **Ms. Turner** hands her a library card.)



Script



Ms. Turner

Well done.

Here's your library card, D.W.

D.W.

My very own library card!

(D.W. picks up the book from the table. She goes to Arthur and shows him her library card.)

D.W.

Check it out, Arthur.

My very own library card.

Now I can take this book out without your help!

Arthur

Hey, I know that book!

It's called Hopalong the Frog!

It was the first book I ever took out!

D.W.

You took out a baby book?

Arthur

It's not a baby book.

It's a book for big kids about frogs.

Listen...

(**Arthur** opens the book and begins to read.)

Arthur

"Hopalong the frog hopped onto a log, and the log started floating away..."

D.W.

Boy, the things a kid has to do to get her older brother to read to her. Sheesh!

The End.




Props

LIBRARY CARD



Elwood City Public Library



Name _____





Props

TICKETS



<div>Admit One</div> <div>seat # _____</div>	<div>Admit One</div> <div>seat # _____</div>	<div>Admit One</div> <div>seat # _____</div>
<div>Admit One</div> <div>seat # _____</div>	<div>Admit One</div> <div>seat # _____</div>	<div>Admit One</div> <div>seat # _____</div>




Props

BOOK



HOPALONG THE FROG






Props

POSTER



HOPALONG
THE FROG





Masks


ARTHUR





Masks


BUSTER





Masks


BINKY





Masks

D.W.





Masks

FRANCINE





Masks

TIMMY





Masks

TOMMY





Masks

MS. TURNER





Costumes



ARTHUR

brown glasses
yellow sweater
white collar
blue jeans
red + white sneakers



BUSTER

light blue shirt
orange collar
orange cuffs
blue jeans
red + white sneakers



BINKY

orange shirt
gray belt
blue jeans
brown shoes



D.W.

pink jumper
white shirt
white tights
blue shoes



FRANCINE

yellow barrettes
brown shirt
orange cuffs
orange collar
blue jeans
red + white sneakers



TIMMY

blue kerchief
yellow shirt
purple shorts
white socks
green sneakers



TOMMY

red kerchief
yellow shirt
purple shorts
white socks
green sneakers



MS. TURNER

square glasses
tan sweater
gold necklace
purple dress
gold watch
bracelet
brown shoes