



# NATURE CAT BIRD JOURNAL

## Episode: "For the Birdies" (11 min.)






With winter approaching, and the neighborhood birds' food sources dwindling, Nature Cat, Squeeks, Hal and Daisy set out to build bird feeders, to give the birds a much needed food boost for the winter months. But building the feeders and setting out the food is much easier said than done!

**Episode curriculum goal:** To attract different types of birds to your backyard, think about the different beak shapes to decide what kinds of food to put out.

**Clips on PBSKids.org:** "Love Ya, Birdies"; "Let's Make a Bird Feeder!"

\*To view clips, visit [PBSKids.org/video](http://PBSKids.org/video), click on Nature Cat and select Browse.

### What You'll Need:

-  Printable Journal
-  Scissors
-  Stapler
-  Optional: Glue, crayons or colored pencils
-  Optional: Book (called a "field guide") to help identify birds you see.



### Goal of the activity:

Encourage children to observe nature and become aware of the animals that live all around us.

## Tally Ho! What to Do:

1. Print out this journal.
2. Cut each page on the dotted lines so that four small journal pages are made from each large printed page.
3. Stack all of the journal pages together in order from 1 through 8.
4. Staple the top left corner of the pages to make a book.
5. On each page of the journal, draw or paste a photo of an animal you see. Write information about the birds underneath.
6. If you want more pages, print out extra copies and staple them to the back of your journal.
7. That's it! Now you can use your journal to keep track of the birds you find.

# My Bird Journal



## What you'll need:


- Binoculars
- This bird journal
- Pencil or pen

## You may wish to bring:


- Camera
- Field guide (a book that identifies birds )

## Tips for watching birds:

- Never touch or get too close to wild birds (even small ones in your neighborhood)!
- Be patient, slow, and quiet so you don't scare the birds away.
- Try different seasons and times of day. Some birds only come out at dawn, dusk, or at night.
- Leave your pet at home. Dogs, cats, and other pets may chase or scare birds.
- Only walk on other people's property if you have their permission.



What it is: \_\_\_\_\_  
Where I saw it: \_\_\_\_\_  
When I saw it: \_\_\_\_\_  
What it was doing: \_\_\_\_\_  
\_\_\_\_\_



What it is: \_\_\_\_\_  
Where I saw it: \_\_\_\_\_  
When I saw it: \_\_\_\_\_  
What it was doing: \_\_\_\_\_  
\_\_\_\_\_



What it is: \_\_\_\_\_

Where I saw it: \_\_\_\_\_

When I saw it: \_\_\_\_\_

What it was doing: \_\_\_\_\_

\_\_\_\_\_



What it is: \_\_\_\_\_

Where I saw it: \_\_\_\_\_

When I saw it: \_\_\_\_\_

What it was doing: \_\_\_\_\_

\_\_\_\_\_



What it is: \_\_\_\_\_

Where I saw it: \_\_\_\_\_

When I saw it: \_\_\_\_\_

What it was doing: \_\_\_\_\_

\_\_\_\_\_




What it is: \_\_\_\_\_

Where I saw it: \_\_\_\_\_


When I saw it: \_\_\_\_\_

What it was doing: \_\_\_\_\_


\_\_\_\_\_




**What it is:** \_\_\_\_\_  
**Where I saw it:** \_\_\_\_\_  
**When I saw it:** \_\_\_\_\_  
**What it was doing:** \_\_\_\_\_  
\_\_\_\_\_



**What it is:** \_\_\_\_\_  
**Where I saw it:** \_\_\_\_\_  
**When I saw it:** \_\_\_\_\_  
**What it was doing:** \_\_\_\_\_  
\_\_\_\_\_



**What it is:** \_\_\_\_\_  
**Where I saw it:** \_\_\_\_\_  
**When I saw it:** \_\_\_\_\_  
**What it was doing:** \_\_\_\_\_  
\_\_\_\_\_



**What it is:** \_\_\_\_\_  
**Where I saw it:** \_\_\_\_\_  
**When I saw it:** \_\_\_\_\_  
**What it was doing:** \_\_\_\_\_  
\_\_\_\_\_