

# Digit's Cyber-Dough




Digit has a cool recipe for Cyber-Dough. It's easy to make, fun to play with—and it has Hacker stumped! The recipe tells exactly how much salt to use, but Hacker can't figure out how much flour, water and oil to add. Can you?

**Make Delete!**



## YOU NEED

- **salt**  
¼ cup, or 4 tablespoons
- **flour**  
4 times the measure of salt
- **water**  
same as the measure of salt
- **vegetable oil**  
½ the measure of salt
- **food color**  
(red, yellow, green, blue)
  
- **mixing bowl**
- **cookie sheet**
- **flat toothpicks**
- **large paper clip**
- **black marker**
- **rubber gloves**
- **apron**



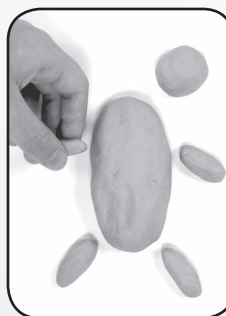
Ooh, this looks like fun!

1. In a bowl, mix the salt and flour. Add water SLOWLY, then the oil. Mash the mixture with your fingers until it feels like clay and makes a ball. (If dough is too sticky, add a little flour. Too stiff? Add a little water.)
  
2. Break off about half of the dough and set it aside. Add five drops of blue food color and one drop of green to the other half of the dough in the bowl. Work the color into the dough until smooth.

*BE CAREFUL: Food color may stain your fingers and clothes. Put on rubber gloves and an apron when mixing the colors.*



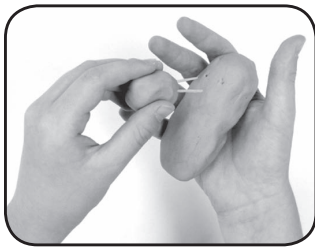
3.



Make shapes for Delete's body. Make four small cylinders for his arms and legs, one large cylinder for his body, and one small ball for the front of his head as shown.

Want to hang up Delete? Bend a paper clip like this and stick the bottom into Delete's back before Step 4.





- 4.** Use two half-toothpicks to attach the front of Delete's head to his body.

- 5.** Attach the arms and legs by pressing them onto the body.



- 6.** From the uncolored dough you set aside before, break off a piece the size of a golf ball. Break off two more pieces the size of marbles.



- 7.** Color the balls with food color:



2 drops yellow



3 drops yellow + 1 drop red



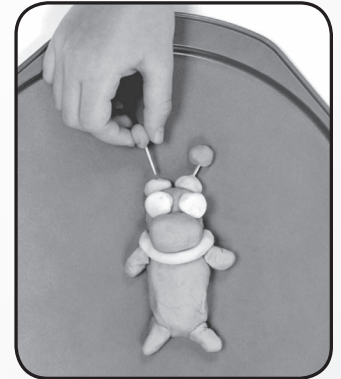
no food color

- 8.** Use the yellow ball to make Delete's collar and the two antenna bases. Use the orange ball to make the two antenna ends. Use the uncolored ball to make his two eyes.



antenna ends  
antenna bases  
eyes  
collar

- 9.** Attach the collar and eyes. Use toothpicks to attach each antenna to its base.




- 10.** Ask an adult to help you bake Delete. Bake him at 300° for 40 to 45 minutes, or until dry. Let cool. Use a black marker to add eyeballs, mouth, buttons, and boots.



**Hey, what about me?**

## You can make Buzz!

Make a ball out of green dough for Buzz's body. Roll a snake from uncolored dough for lips. (Make the lips red with food color.) Add arms, legs, antennas, and eyes same as for Delete. Draw on details when dough is dry.



NOTE: Digit's Cyber-Dough is like clay and is not good to eat. Keep any leftover dough in the refrigerator for up to a week.