




Materials

- 2-3 "Bunny Copter" strips
- 2-3 paper clips
- Crayons
- Scissors (optional)

Build a Better Bunny Copter

In the CYBERCHASE episode, "The Fairy Borg Father," Delete invents a Bunny Copter. How can you improve Delete's invention so it twirls faster?

- 1 Color the bunny's face.**
- 2 Make Delete's Invention:** Starting at the top of a Bunny Copter strip, count down two boxes. Then cut (or tear) along the dotted line to the solid line at the bottom of the 2nd box to make 'ears.' Fold one ear forward on the solid line, and the other back as shown.
- 3 Make a place for Delete to ride:** Fold up the bottom of your copter on the solid line. Attach Delete (a paper clip) as shown.
- 4 Test Delete's Invention:** Hold up the copter as high as you can and let it drop. How fast does it twirl before it hits the floor? Can you think of ways to change it so it twirls faster?
- 5 Build a Better Bunny Copter:** Using new strips, make your changes and test new copters until your invention is as good as it can be!



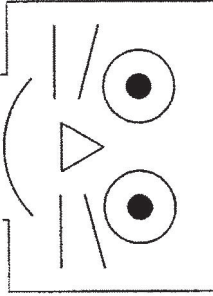
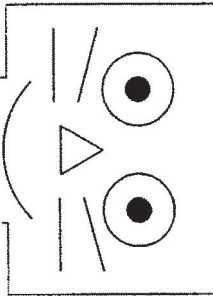
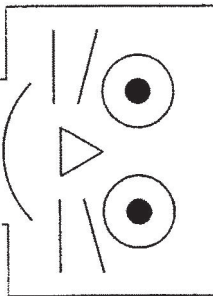
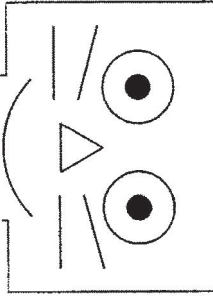
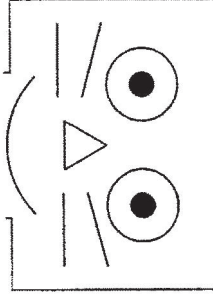
How Am I Inventing?

Inventors are always looking for ways to make something work better. So, they test and make changes to an invention to improve it. When you make changes to Delete's Bunny Copter to make it twirl faster, you're doing the same thing. Inventors call this process refining and optimizing. You can call it fun!



Get inventive with CYBERCHASE on PBS KIDS!
Check local listings or visit www.pbskids.org/cyberchase.

Bunny Copter Strips

FOLD HERE			TEAR OR CUT HERE			
FOLD HERE			TEAR OR CUT HERE			
FOLD HERE			TEAR OR CUT HERE			
FOLD HERE			TEAR OR CUT HERE			
FOLD HERE			TEAR OR CUT HERE			